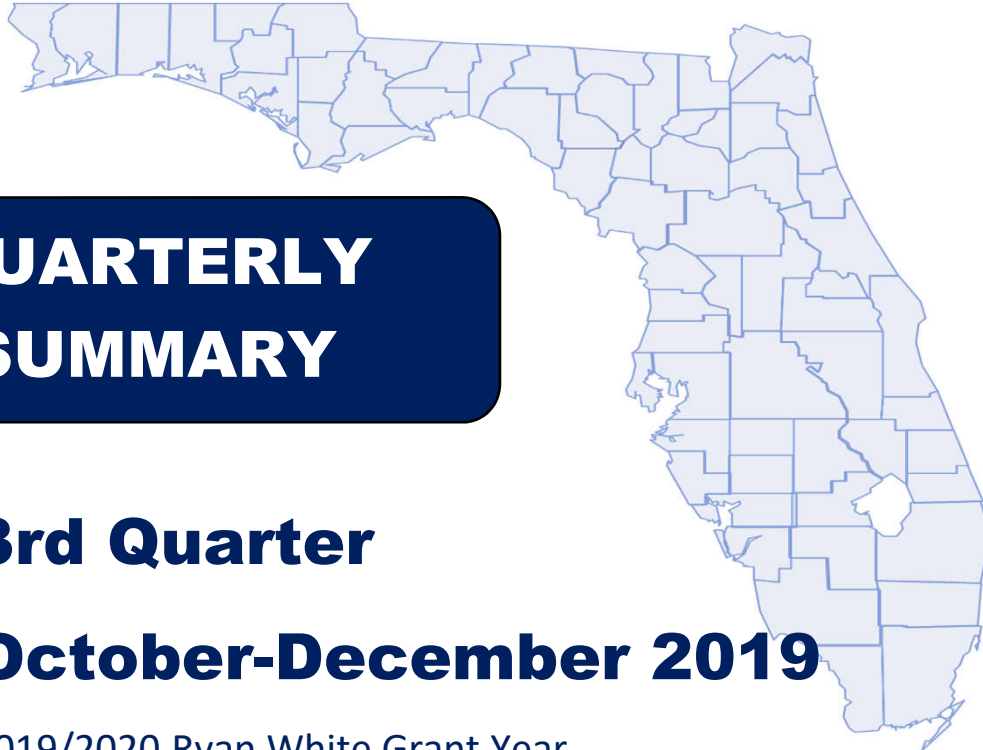


Florida AIDS Drug Assistance Program



QUARTERLY SUMMARY

3rd Quarter

October-December 2019

2019/2020 Ryan White Grant Year

Improving Health. . . Promoting Wellness



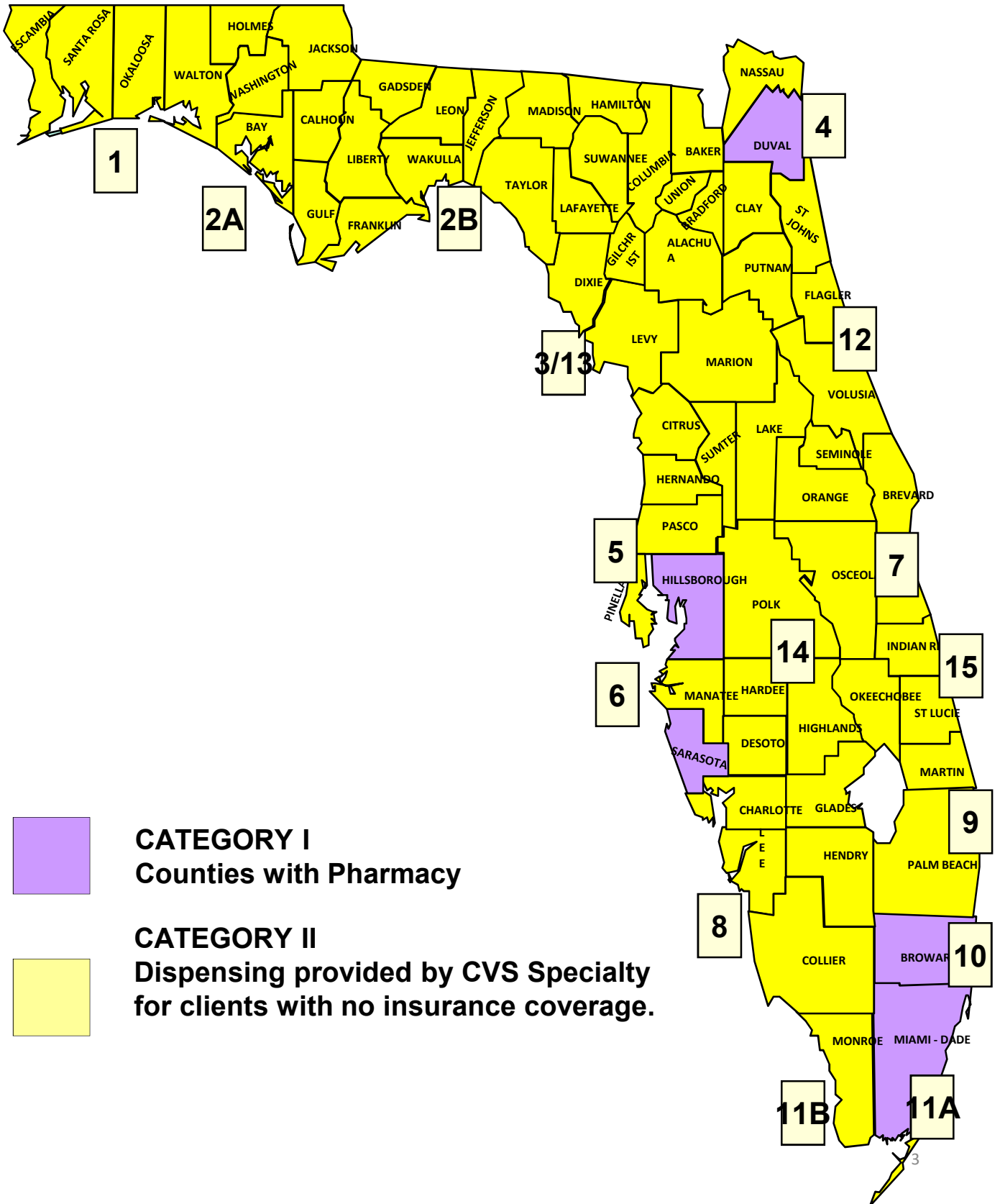
Commentary

The Florida Department of Health, HIV/AIDS Patient Care, Florida AIDS Drug Assistance Program collects and reports data using Provide Enterprise and the Health Resources & Services Administration (HRSA) ADAP Data Report (ADR). The reports from Quarter 3 October 1st 2019 to December 31st, 2019 reflect information from our total program enrollment, Direct-Dispense program, and Insurance program.

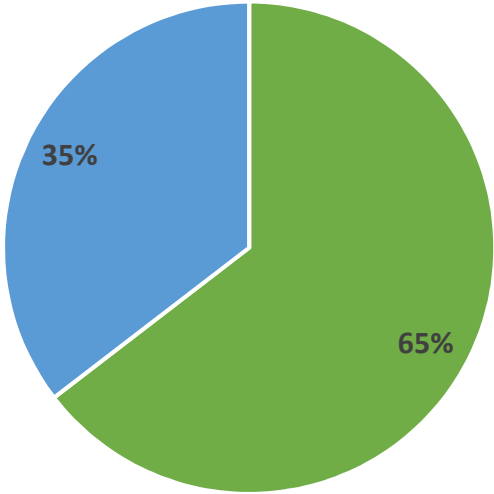
Report Contents

PAGE 3. COUNTY HEALTH DEPARTMENTS BY PHARMACY CATEGORY
PAGE 4. ADAP PROGRAM ENROLLMENT (AT A GLANCE)
PAGE 5. STATEWIDE PICK-UP PERCENTAGE
PAGE 7. TOTAL CLIENTS SERVED
PAGE 8. DEMOGRAPHICS: GENDER TOTAL ENROLLMENT
PAGE 9. DEMOGRAPHICS: RACE/ETHNICITY TOTAL ENROLLMENT
PAGE 10. DEMOGRAPHICS: AGE TOTAL ENROLLMENT
PAGE 11. CLIENT FEDERAL POVERTY LEVEL TOTAL ENROLLMENT
PAGE 12. CLIENT VIRAL LOAD PROFILE TOTAL CLIENTS ENROLLED
PAGE 14. CLIENTS SERVED (UNINSURED)
PAGE 15. DEMOGRAPHICS: GENDER DIRECT DISPENSE ENROLLMENT
PAGE 16. DEMOGRAPHICS:RACE/ETHNICITY DIRECT DISPENSE ENROLLMENT
PAGE 17. DEMOGRAPHICS: AGE DIRECT DISPENSE ENROLLMENT
PAGE 18. CLIENT FEDERAL POVERTY LEVEL DIRECT DISPENSE ENROLLMENT
PAGE 19. CLIENT VIRAL LOAD PROFILE DIRECT DISPENSE
PAGE 21. CLIENTS SERVED (INSURED)
PAGE 22. DEMOGRAPHICS: GENDER INSURED CLIENTS ENROLLMENT
PAGE 23. DEMOGRAPHICS: RACE/ETHNICITY INSURED ENROLLMENT
PAGE 24. DEMOGRAPHICS: AGE INSURED ENROLLMENT
PAGE 25. CLIENT FEDERAL POVERTY LEVEL INSURANCE ENROLLMENT
PAGE 26. INSURANCE ASSISTANCE
PAGE 27. CLIENT VIRAL LOAD PROFILE INSURANCE
PAGE 29. TOP 10 ARVs EXPENDITURES
PAGE 30. TOP 10 NON-ARV EXPENDITURES
PAGE 31. HEPATITIS PRESCRIPTION DISPENSE
RESOURCE & CONTACT INFORMATION

COUNTY HEALTH DEPARTMENTS BY PHARMACY CATEGORY

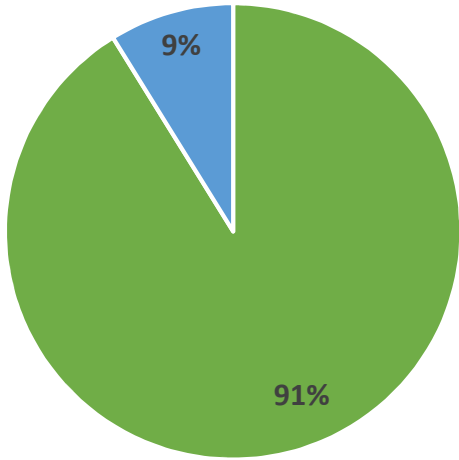


ADAP PROGRAM ENROLLMENT (AT A GLANCE)



■ Direct-Dispense Program ■ Insurance Program

Direct-Dispense Program	15,410
Insurance Program	8,454



■ Re-enrollments ■ Initial Enrollments

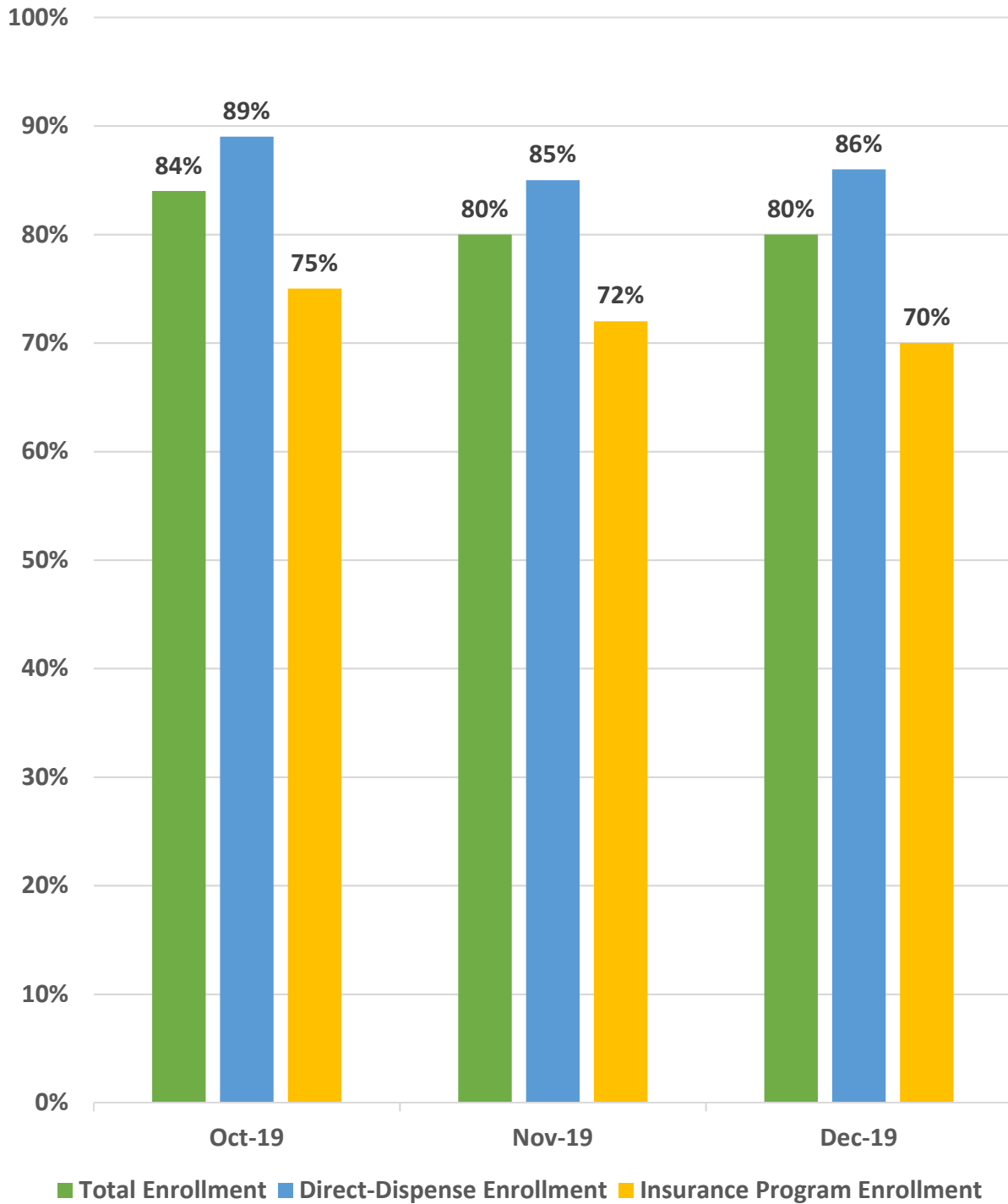
Re-enrollments	10,441
Initial Enrollments	1,013



- Enrolled means any client certified as eligible to receive medications through FL ADAP at any time during the reporting period, regardless of whether they used ADAP services
- *Total Includes any client "Open" during the reporting period (October - December 2019).

ADAP STATEWIDE PICK-UP PERCENTAGE

3rd Quarter (October-December 2019)



*Pick-up Information is based on a monthly calculation.

*Florida ADAP does not receive complete data from insured retail clients.

ADAP ENROLLMENT PROFILE

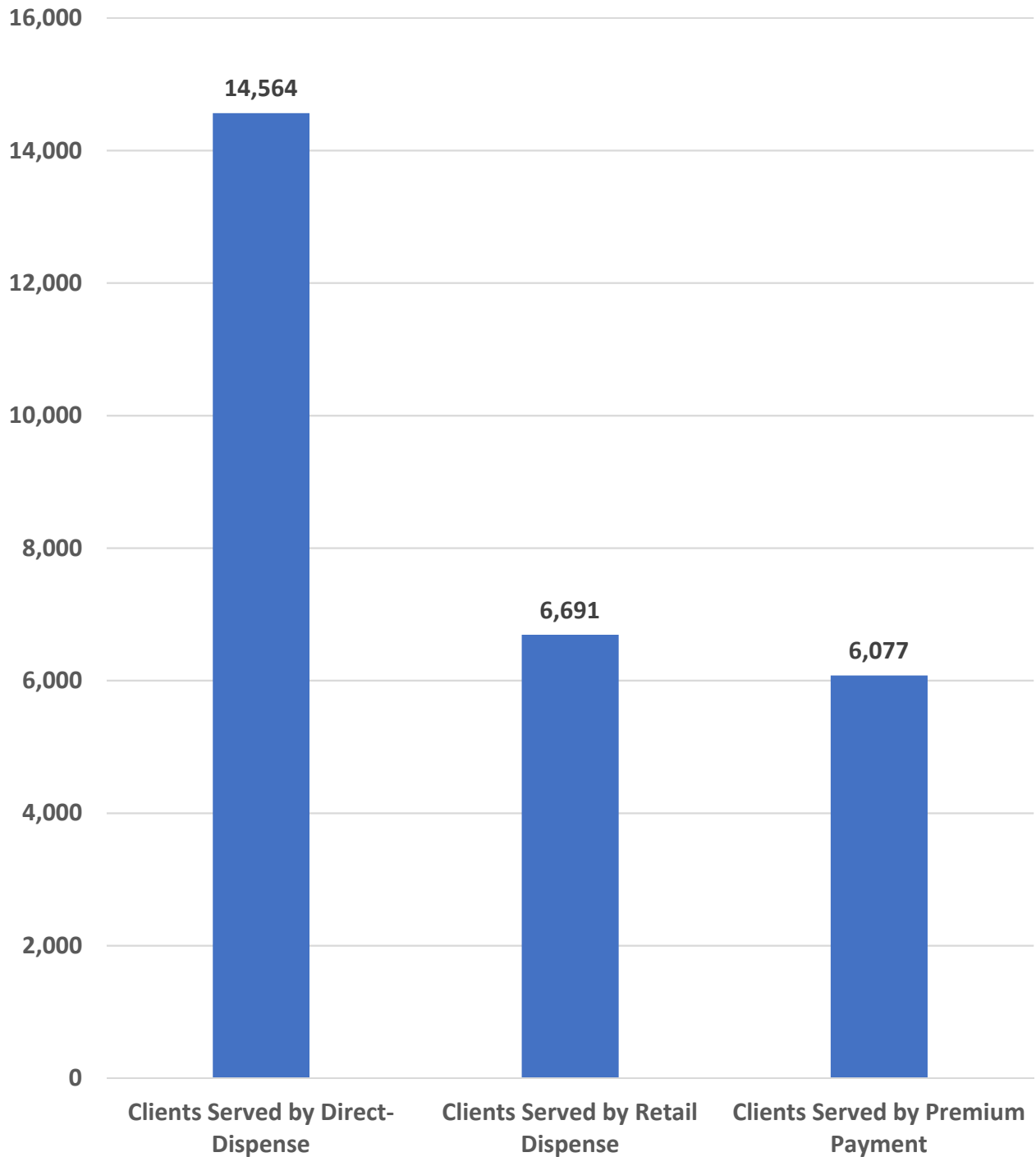


Improving Health. . . Promoting Wellness

ADAP Clients Served

3rd Quarter (October-December 2019)

Total Clients Served: 22,440

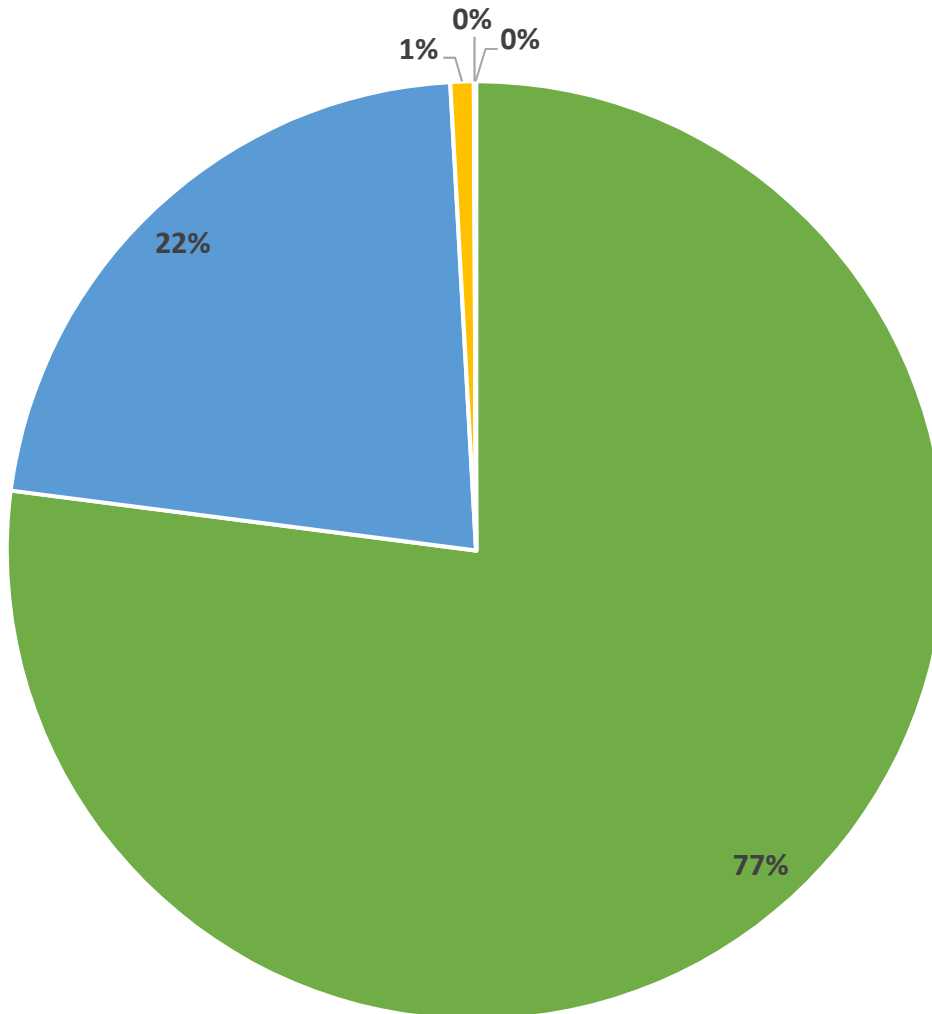


*Clients are counted as being served by a Medication Dispense if the time period covered by the medication overlaps the report period by at least one day.

*Clients are counted as being served by Premium Assistance if they have at least one Premium Payment record in status Paid where the coverage period of the payment overlaps the report period by at least one day.

ADAP Demographics: GENDER

3rd Quarter (October-December 2019)
Total Clients Enrolled: 23,864



■ Male ■ Female ■ Transgender MTF ■ Transgender FTM ■ Transgender Unknown

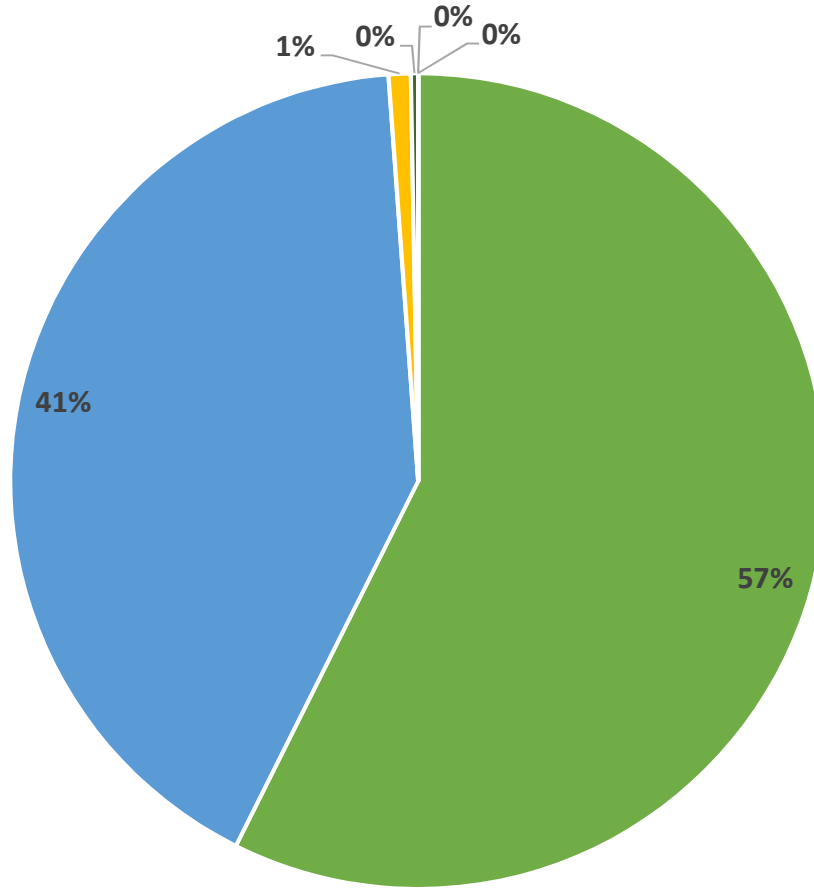
Male	18,385
Female	5,269
Transgender MTF	192
Transgender FTM	10
Transgender Unknown	8



*Client demographics are based on data provided by Groupware Technologies, Inc. of clients enrolled in ADAP at any point during the specified time period.

ADAP Demographics: RACE/ETHNICITY

3rd Quarter (October-December 2019)
Total Clients Enrolled: 23,864



- White
- Black
- Asian
- Native American/Alaskan Native
- Native Hawaiian/Pacific Islander
- Unknown

White	13,642
Black	9,858
Asian	206
Native American/Alaskan Native	69
Native Hawaiian/Pacific Islander	43
Unknown	46

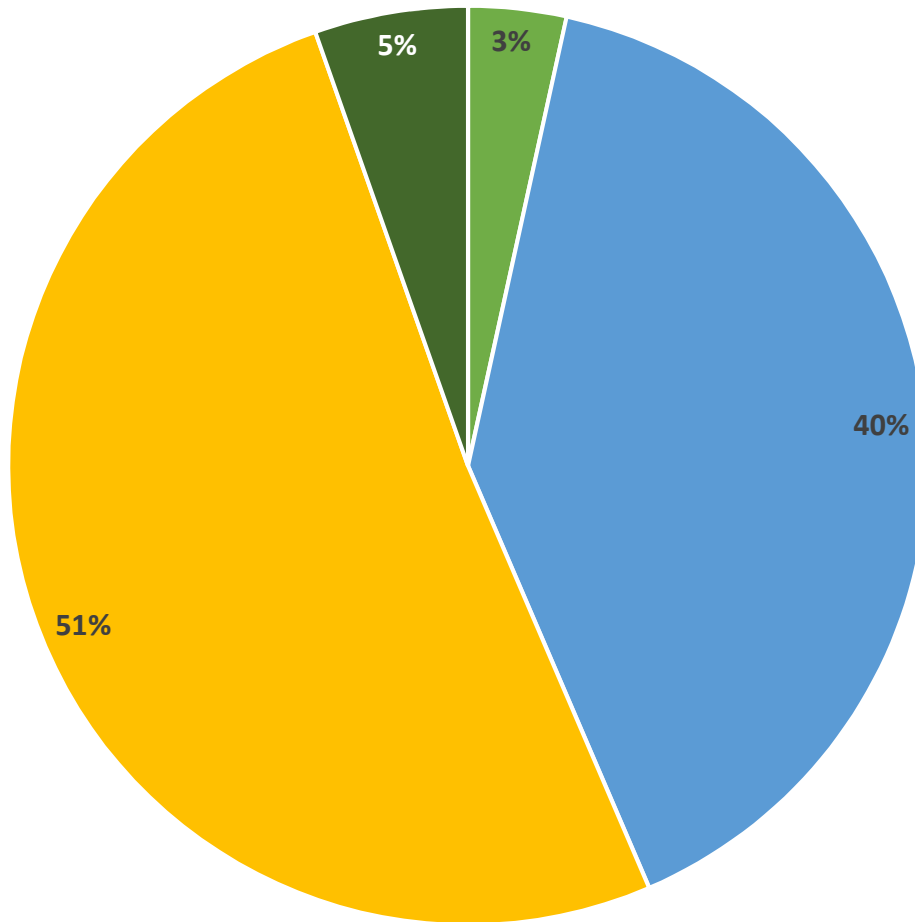


*Client demographics are based on data provided by Groupware Technologies, Inc. of clients enrolled in ADAP at any point during the specified time period.

ADAP Demographics: AGE

3rd Quarter (October-December 2019)

Total Clients Enrolled: 23,864



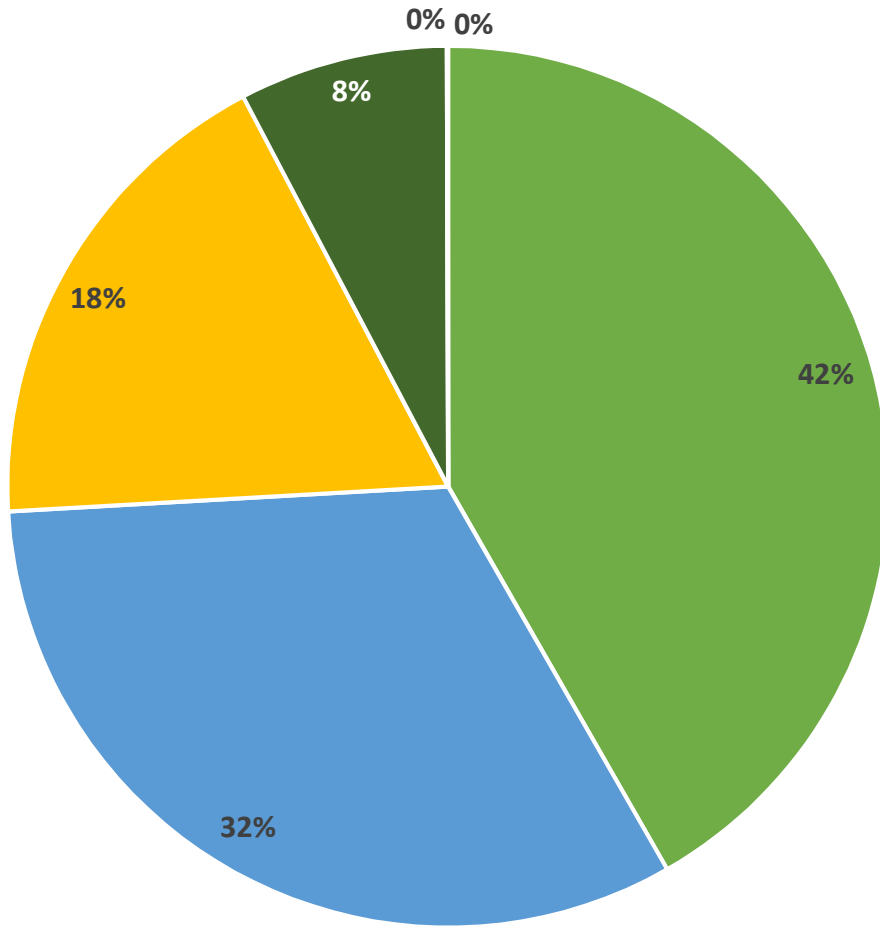
■ ≤ 24 ■ 25-44 ■ 45-64 ■ ≥ 65

≤ 24	823
25-44	9,569
45-64	12,187
≥ 65	1,285



*Client demographics are based on data provided by Groupware Technologies, Inc. of clients enrolled in ADAP at any point during the specified time period.

ADAP Client Federal Poverty Level (FPL) Total Enrollment: 23,864



■ ≤ 100 ■ 101-200 ■ 201-300 ■ 301-400 ■ 401-500 ■ ≥ 501

≤ 100	9,953
101-200	7,723
201-300	4,339
301-400	1,827
401-500	7
≥ 501	4



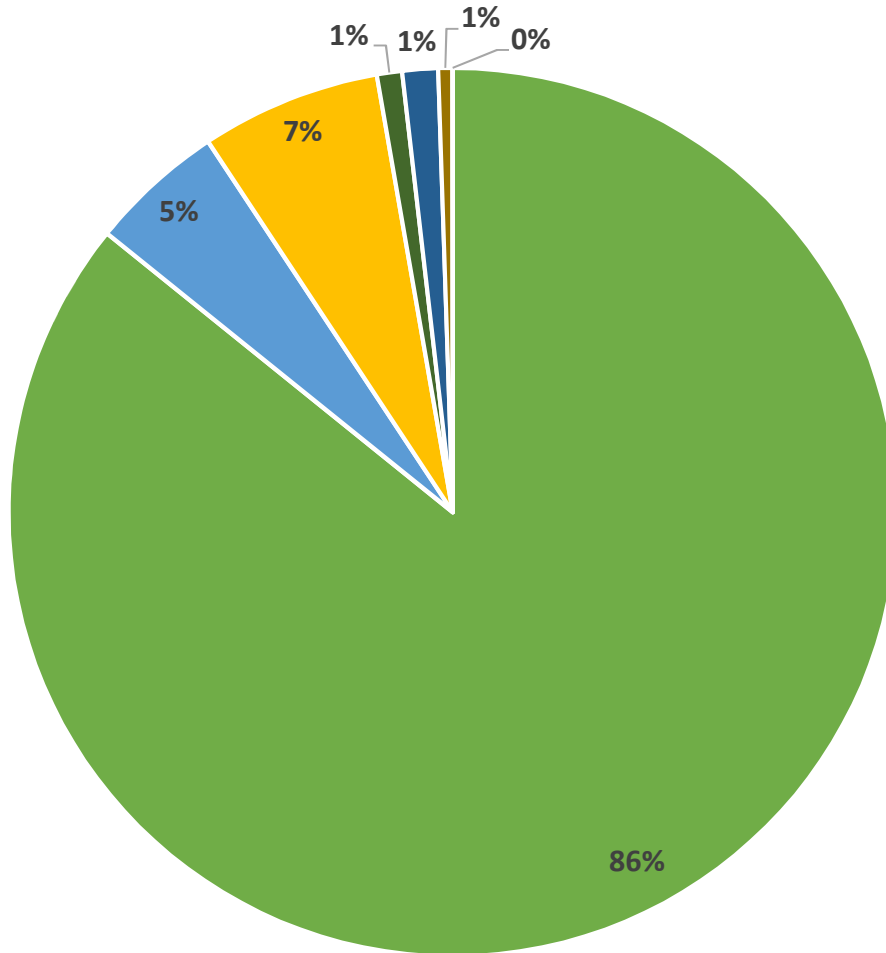
*Client Federal Poverty Level (FPL) are based on data provided by Groupware Technologies, Inc. of clients enrolled in ADAP at any point during the specified time period.

*Total Enrollment includes a client whose FPL is not identified.

ADAP CLIENT VIRAL LOAD PROFILE

3rd Quarter (October-December 2019)

Total Clients Enrolled: 23,864



- ≤ 75
- 76-200
- 201-50,000
- 50,001-100,000
- 100,001-500,000
- > 500,001
- Unknown

≤ 75	20,476
76-200	1,173
201-50,000	1,562
50,001-100,000	220
100,001-500,000	309
> 500,001	124
Unknown	2



*The percentage represents the clients most recent laboratory tests obtained during enrollment and/or recertification

ADAP DIRECT-DISPENSE PROGRAM PROFILE

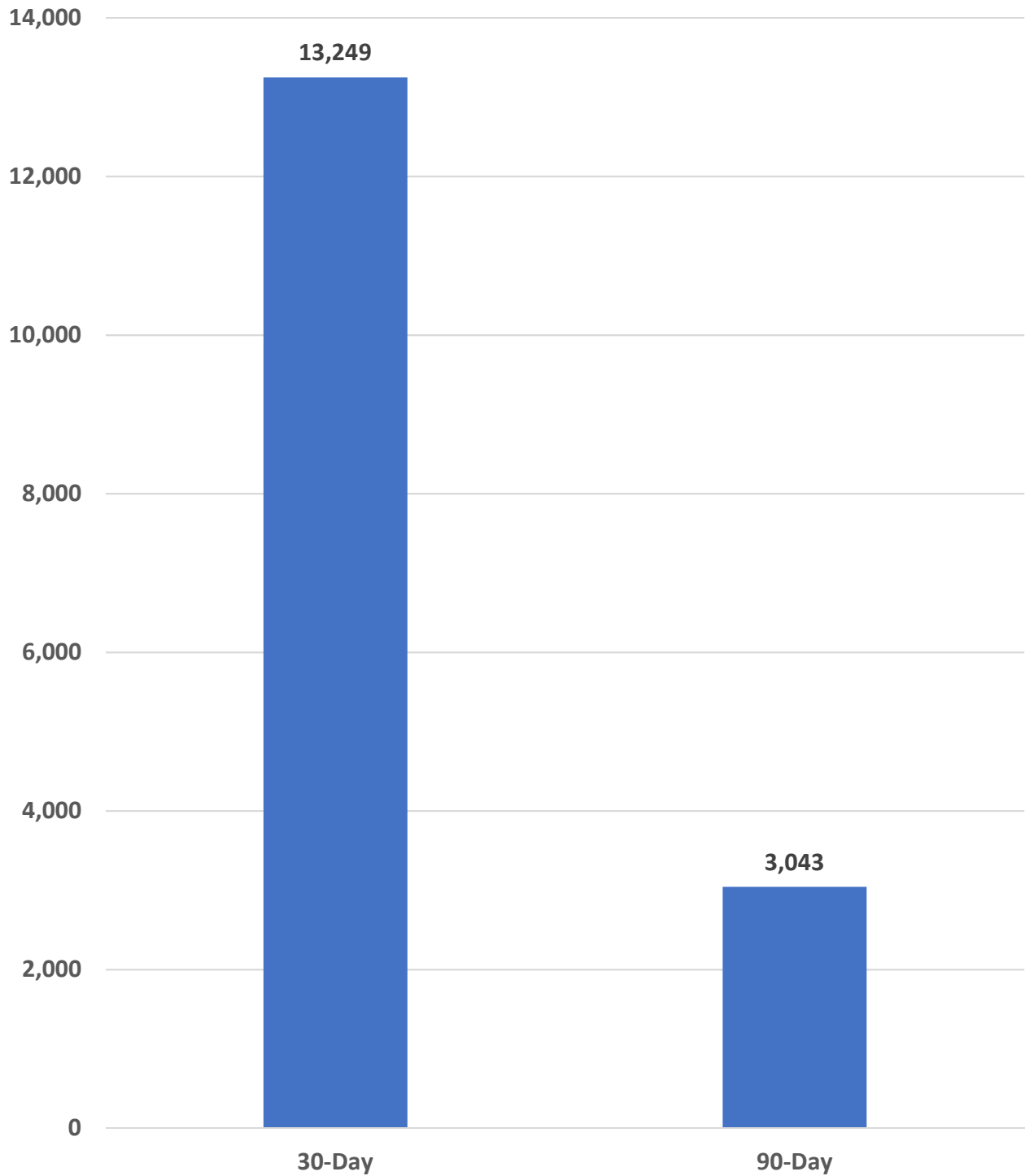


Improving Health. . . Promoting Wellness

ADAP Clients Served (Uninsured)

3rd Quarter (October-December 2019)

Total Clients Served: 14,565



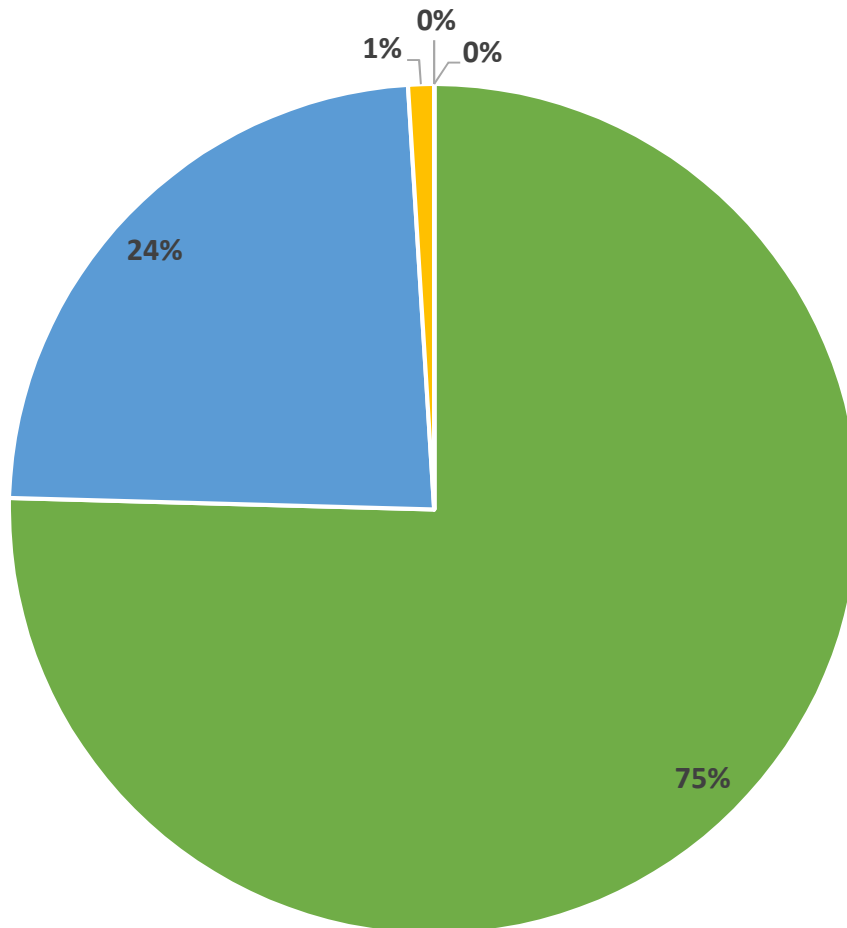
*Clients are counted as being served by a Medication Dispense if the time period covered by the medication overlaps the report period by at least one day.

*A client service can include a prescription count of a different amount than 30 and 90 day.

ADAP Demographics: GENDER

3rd Quarter (October-December 2019)

Direct-Dispense (Uninsured) Clients Enrolled: 15,410



■ Male ■ Female ■ Transgender MTF ■ Transgender FTM ■ Transgender Unknown

Male	11,614
Female	3,632
Transgender MTF	152
Transgender FTM	7
Transgender Unknown	5

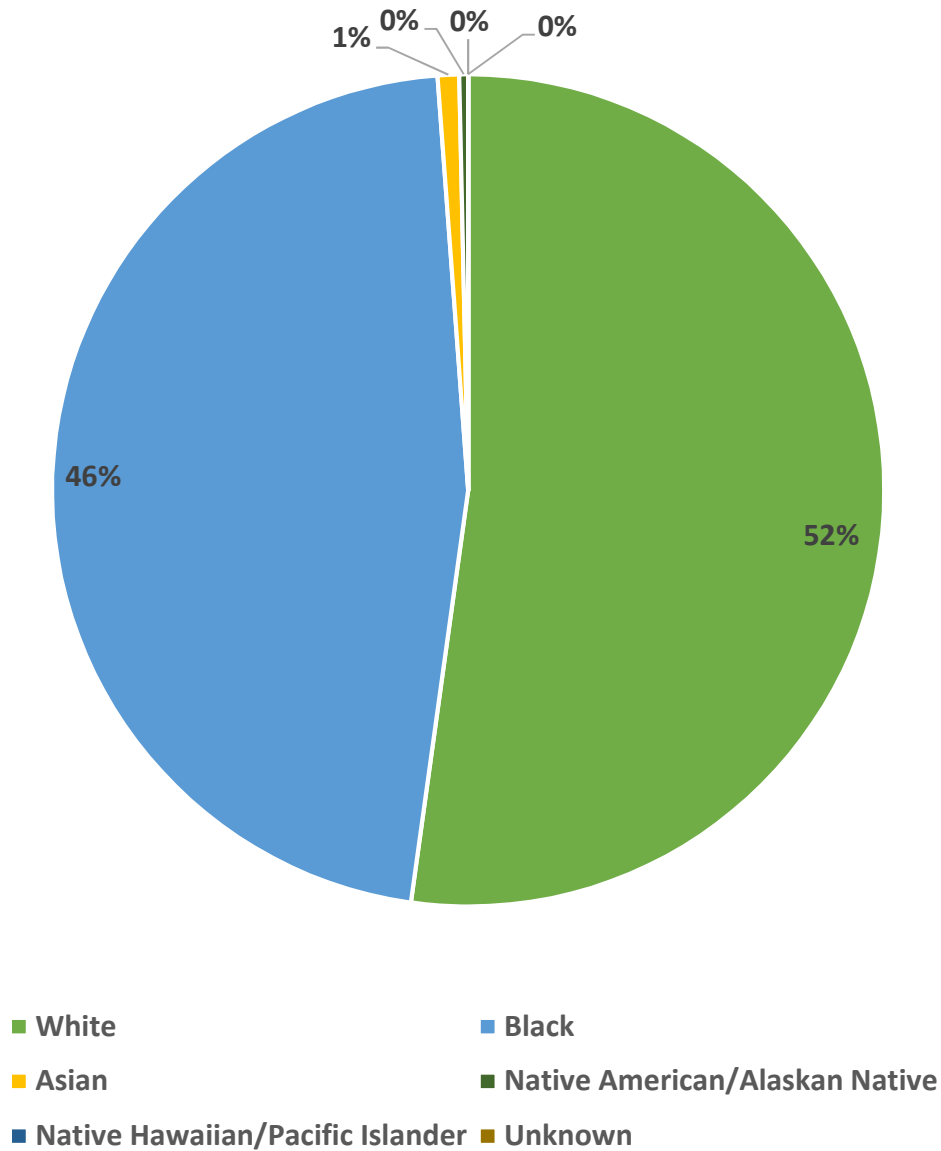


*Client demographics are based on data provided by Groupware Technologies, Inc. of clients enrolled in ADAP at any point during the specified time period.

ADAP Demographics: RACE/ETHNICITY

3rd Quarter (October-December 2019)

Direct-Dispense(Uninsured) Clients Enrolled: 15,410



White	8,012
Black	7,156
Asian	129
Native American/Alaskan Native	52
Native Hawaiian/Pacific Islander	32
Unknown	29

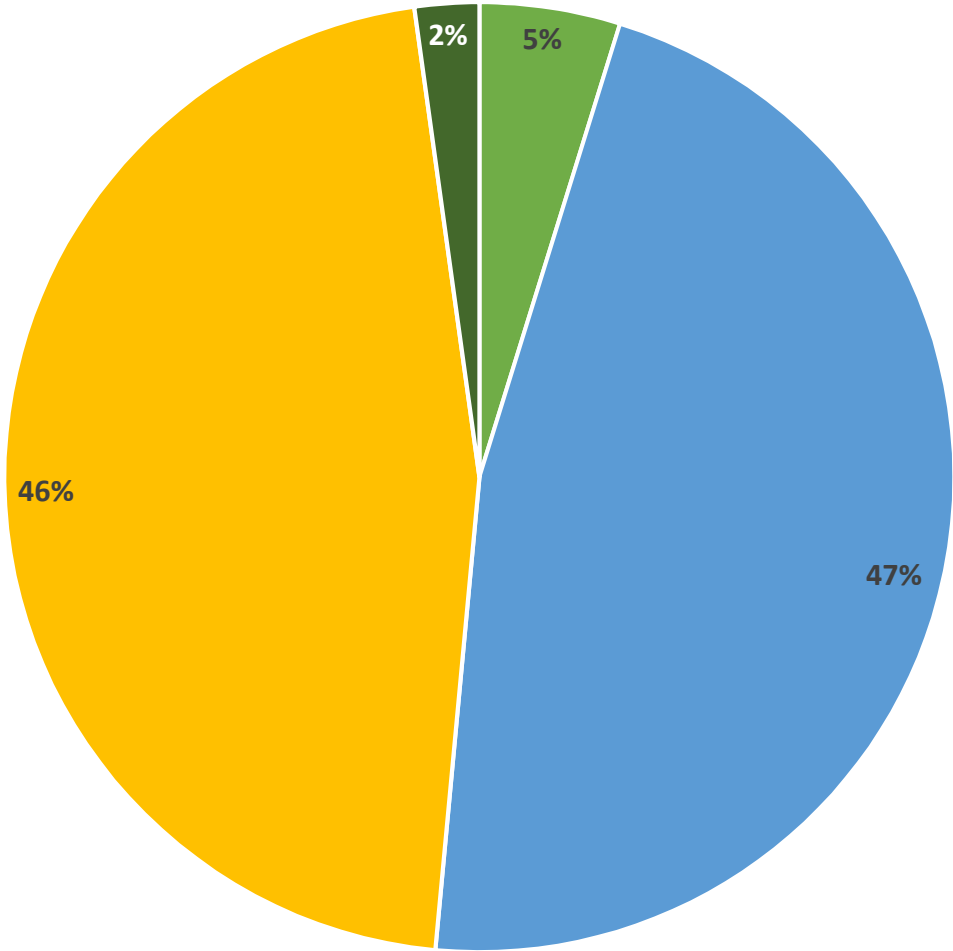


*Client demographics are based on data provided by Groupware Technologies, Inc. of clients enrolled in ADAP at any point during the specified time period.

ADAP Demographics: AGE

3rd Quarter (October-December 2019)

Direct-Dispense (Uninsured) Clients Enrolled: 15,410



■ ≤ 24 ■ 25-44 ■ 45-64 ■ ≥ 65

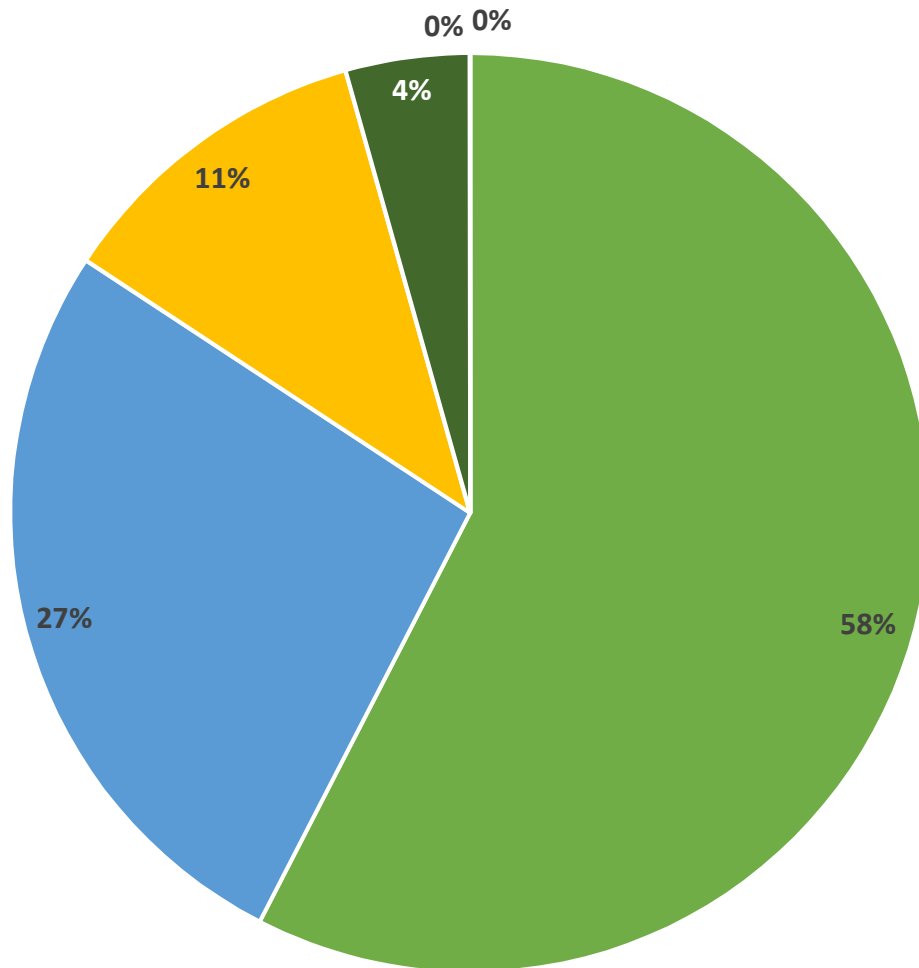
≤ 24	738
25-44	7,195
45-64	7,140
≥ 65	337



*Client demographics are based on data provided by Groupware Technologies, Inc. of clients enrolled in ADAP at any point during the specified time period.

ADAP Client Federal Poverty Level (FPL)

Direct Dispense (Uninsured) Enrollment: 15,410



■ ≤ 100 ■ 101-200 ■ 201-300 ■ 301-400 ■ 401-500 ■ ≥ 501

≤ 100	8,870
101-200	4,112
201-300	1,752
301-400	672
401-500	2
≥ 501	2



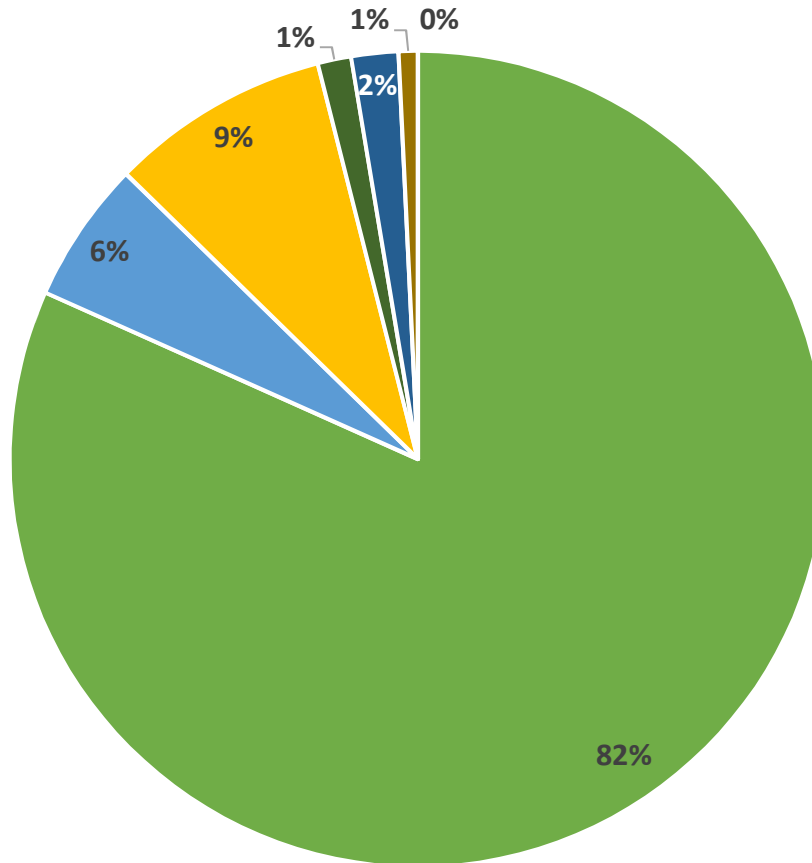
*Client Federal Poverty Level (FPL) are based on data provided by Groupware Technologies, Inc. of clients enrolled in ADAP at any point during the specified time period.

ADAP CLIENT VIRAL LOAD PROFILE

Direct-Dispense (Uninsured)

3rd Quarter (October-December 2019)

Total Clients Enrolled: 15,410



■ ≤ 75
 ■ 76-200
 ■ 201-50,000
 ■ 50,001-100,000
■ 100,001-500,000
 ■ > 500,001
 ■ Unknown

≤ 75	12,586
76-200	868
201-50,000	1,346
50,001-100,000	204
100,001-500,000	288
> 500,001	116
Unknown	2

*The percentage represents the clients most recent laboratory tests obtained during enrollment and/or recertification

ADAP INSURANCE PROGRAM PROFILE

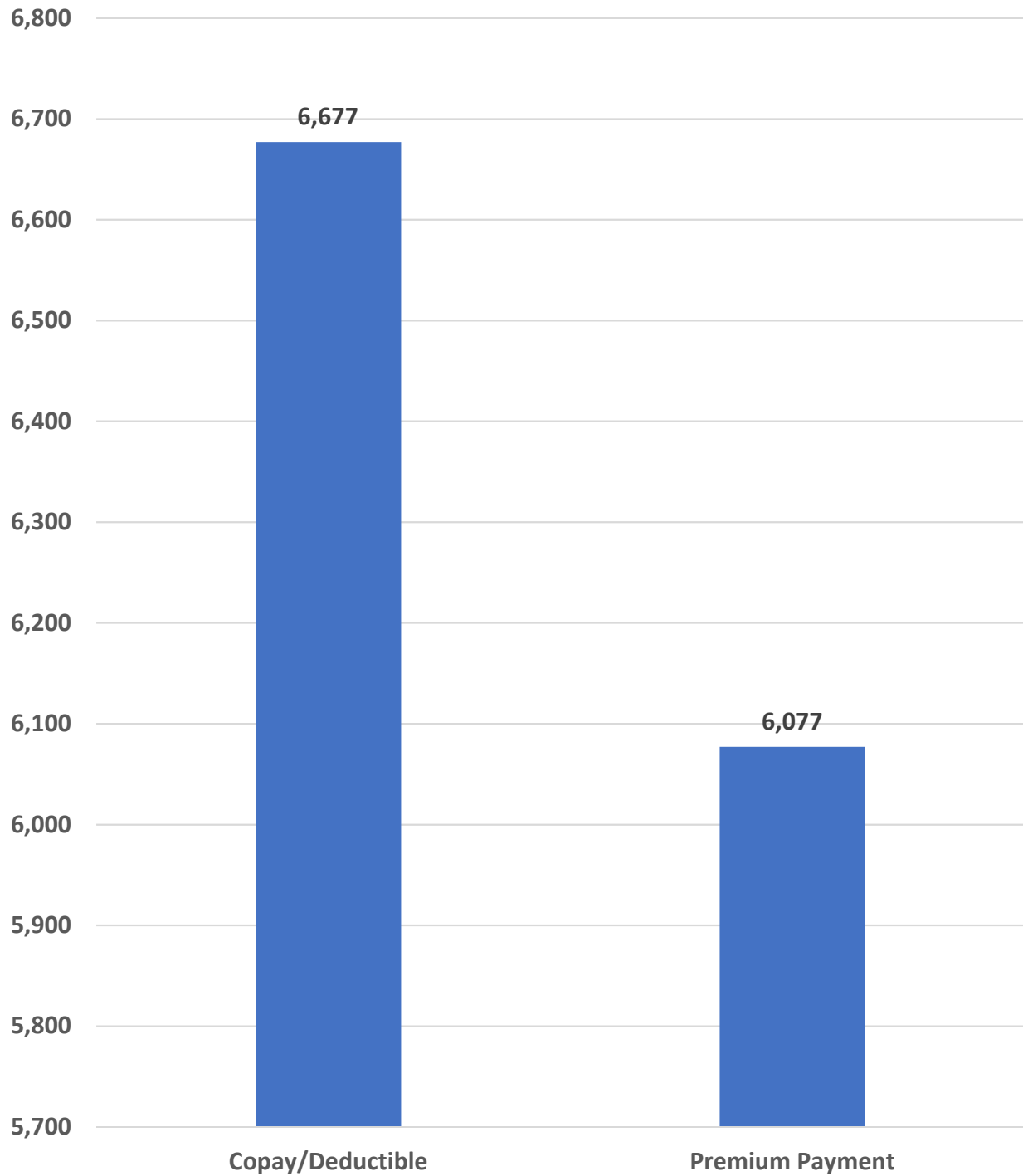


Improving Health. . . Promoting Wellness

ADAP Clients Served (Insured)

3rd Quarter (October-December 2019)

Total Clients Served: 6,692

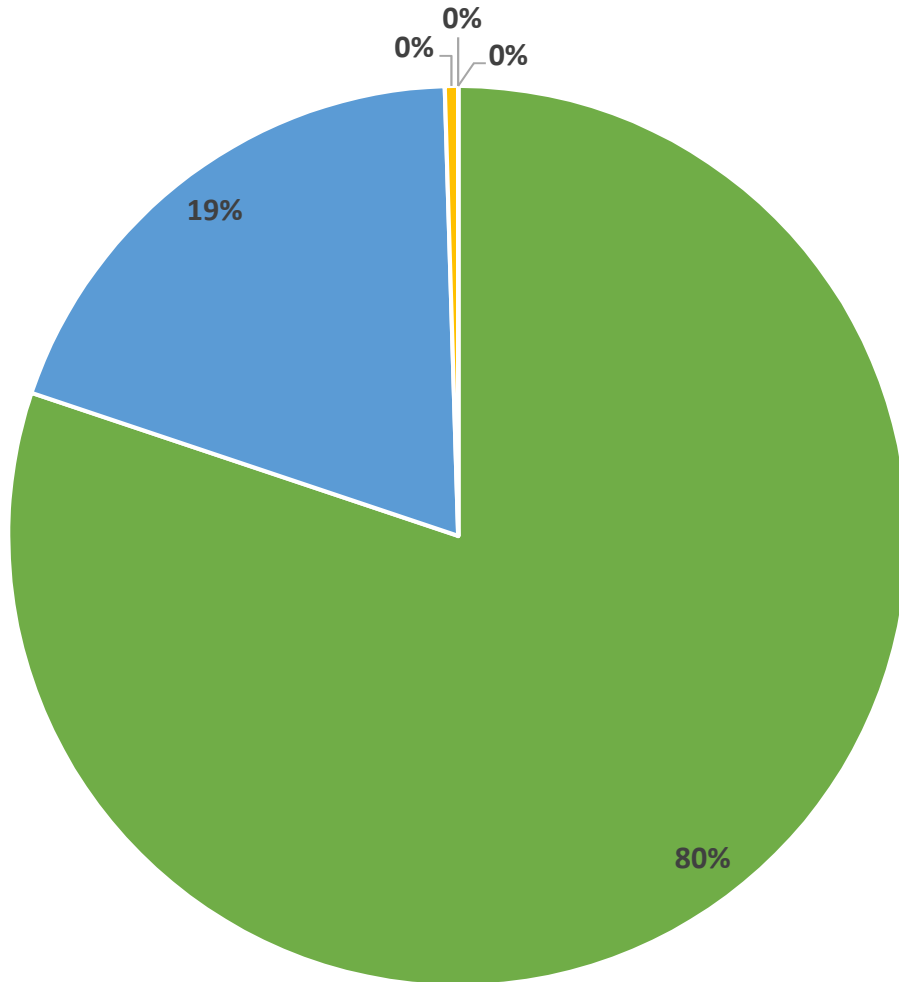


*Client's may receive both retail dispense and premium payment assistance.

ADAP Demographics: GENDER

3rd Quarter (October-December 2019)

Insured Clients Enrolled: 8,454



■ Male ■ Female ■ Transgender MTF ■ Transgender FTM ■ Transgender Unknown

Male	6,771
Female	1,637
Transgender MTF	40
Transgender FTM	3
Transgender Unknown	3

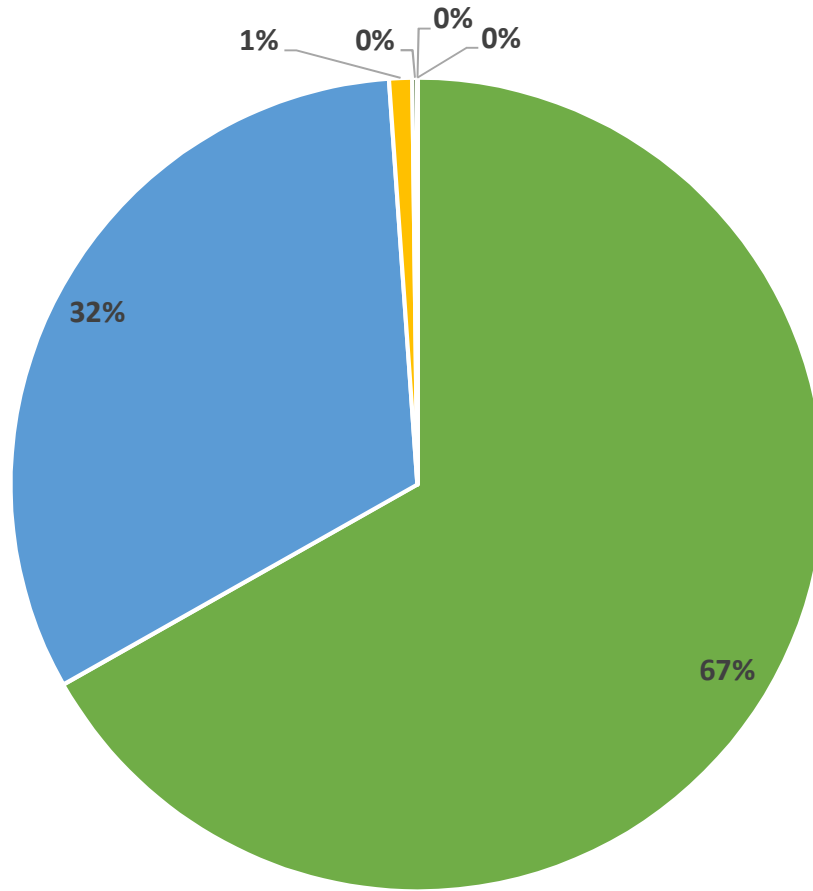


*Client demographics are based on data provided by Groupware Technologies, Inc. of clients enrolled in ADAP at any point during the specified time period.

ADAP RACE/ETHNICITY

3rd Quarter (October-December 2019)

Insured Clients Enrolled: 8,454



- White
- Black
- Asian
- Native American/Alaskan Native
- Native Hawaiian/Pacific Islander
- Unknown

White	5,630
Black	2,702
Asian	77
Native American/Alaskan Native	17
Native Hawaiian/Pacific Islander	11
Unknown	17

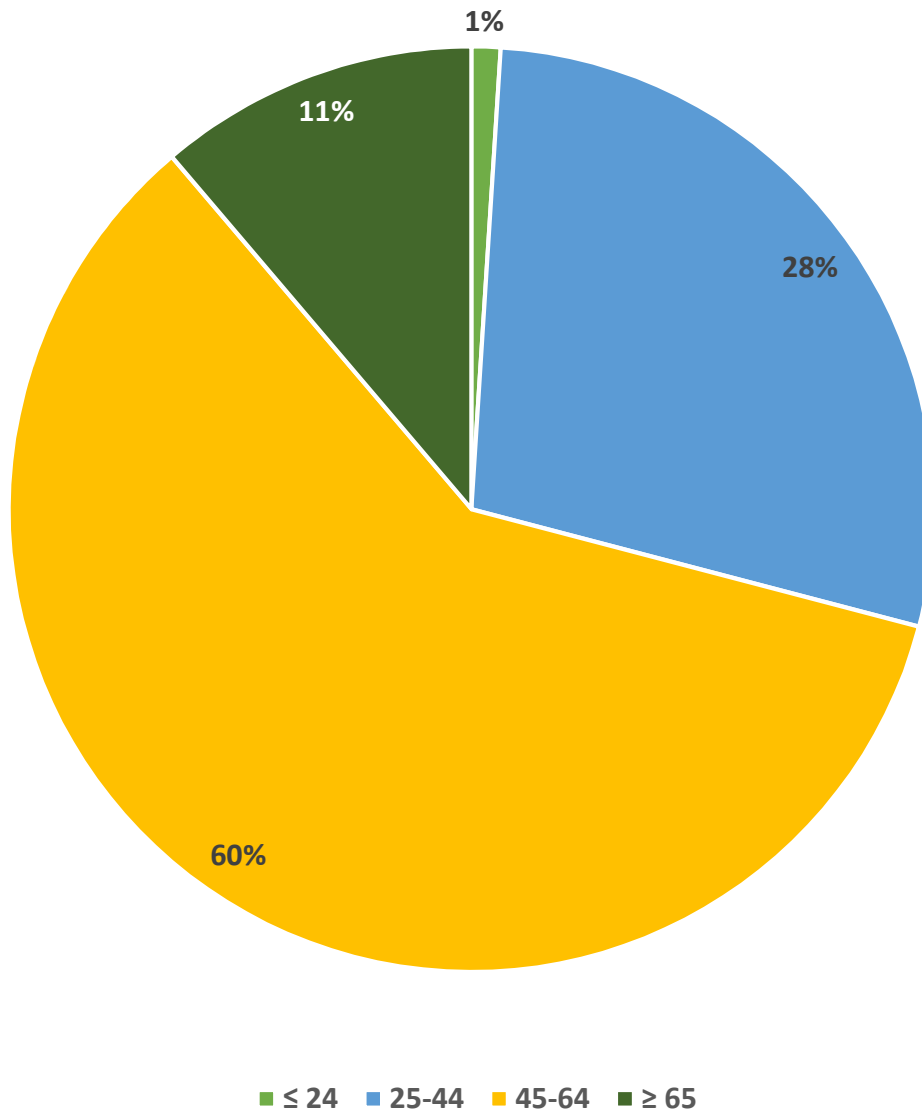


*Client demographics are based on data provided by Groupware Technologies, Inc. of clients enrolled in ADAP at any point during the specified time period.

ADAP Demographics: AGE

3rd Quarter (October-December 2019)

Insured Clients Enrolled: 8,454

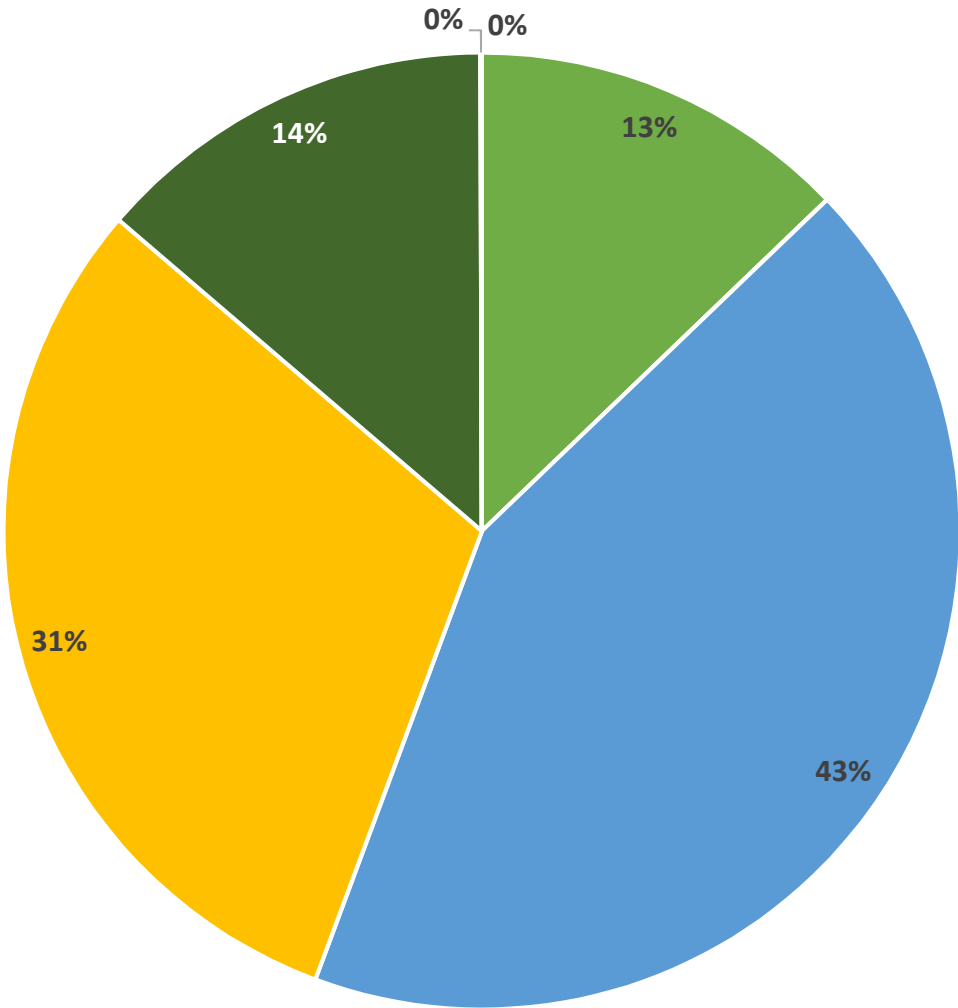


≤ 24	85
25-44	2,374
45-64	5,047
≥ 65	948



*Client demographics are based on data provided by Groupware Technologies, Inc. of clients enrolled in ADAP at any point during the specified time period.

ADAP Client Federal Poverty Level (FPL) Insurance Enrollment: 8,454



■ ≤ 100 ■ 101-200 ■ 201-300 ■ 301-400 ■ 401-500 ■ ≥ 501

≤ 100	1,084
101-200	3,620
201-300	2,587
301-400	1,155
401-500	5
≥ 501	2



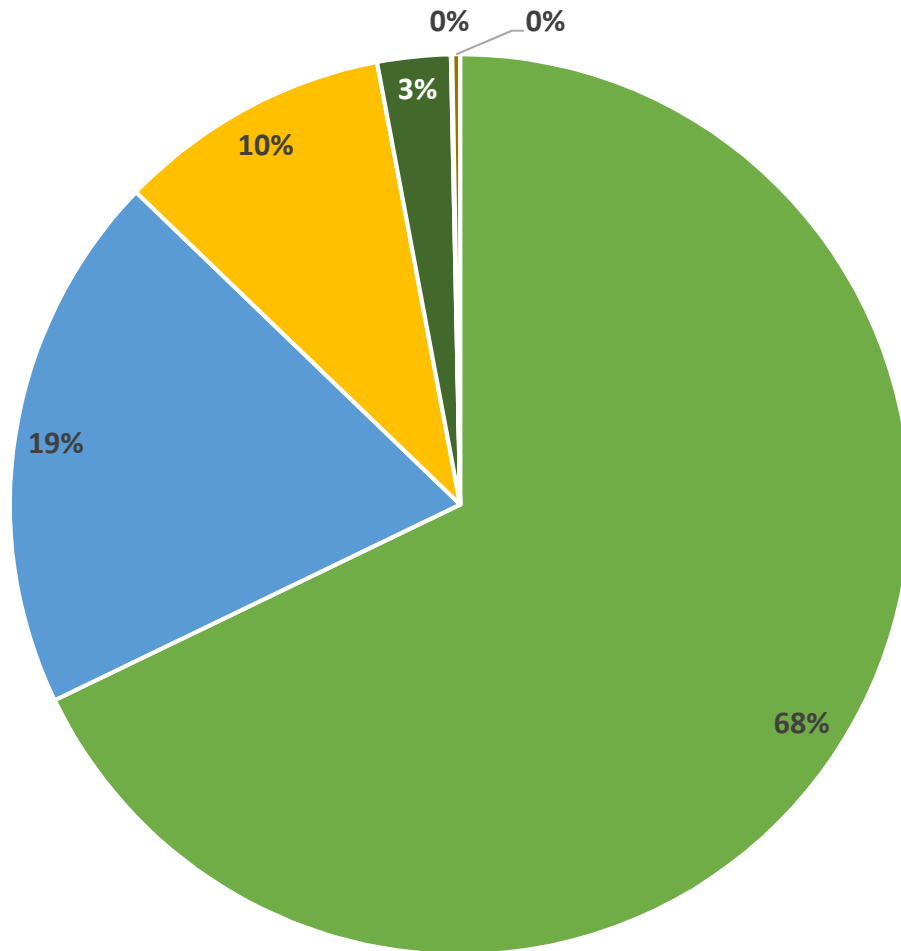
*Client Federal Poverty Level (FPL) are based on data provided by Groupware Technologies, Inc. of clients enrolled in ADAP at any point during the specified time period.

*Total Enrollment includes a client whose FPL is not identified.

ADAP Insurance Assistance

3rd Quarter (October-December 2019)

Total Clients Enrolled: 8,454



- Private-ACA
- Medicare
- Private-Employer
- Private-COBRA
- Medicaid
- Private-Individual

Private-ACA	5,764
Medicare	1,645
Private-Employer	836
Private-COBRA	223
Medicaid	4
Private-Individual	24



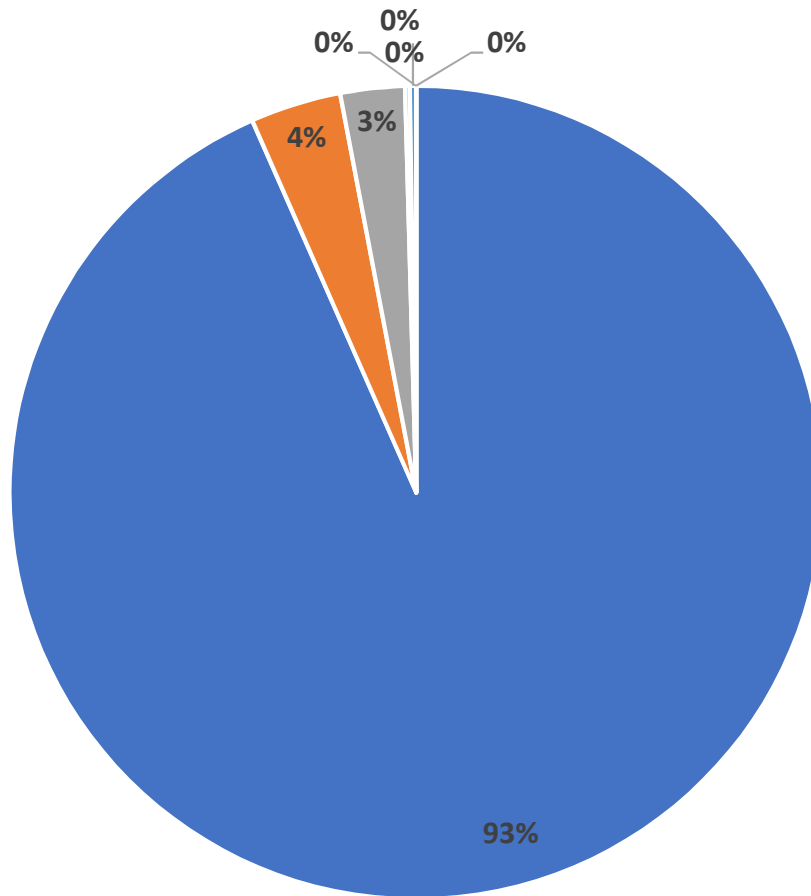
*Client insurance enrollment levels are based on data provided by Groupware Technologies, Inc. and reflects enrollment during the specified time period.

ADAP CLIENT VIRAL LOAD PROFILE

Insurance

3rd Quarter (October-December 2019)

Total Clients Enrolled: 8,454



- ≤ 75
- 76-200
- 201-50,000
- 50,001-100,000
- 100,001-500,000
- > 500,001
- Unknown

≤ 75	7,888
76-200	305
201-50,000	216
50,001-100,000	16
100,001-500,000	21
> 500,001	8
Unknown	0



*The percentage represents the clients most recent laboratory tests obtained during enrollment and/or recertification

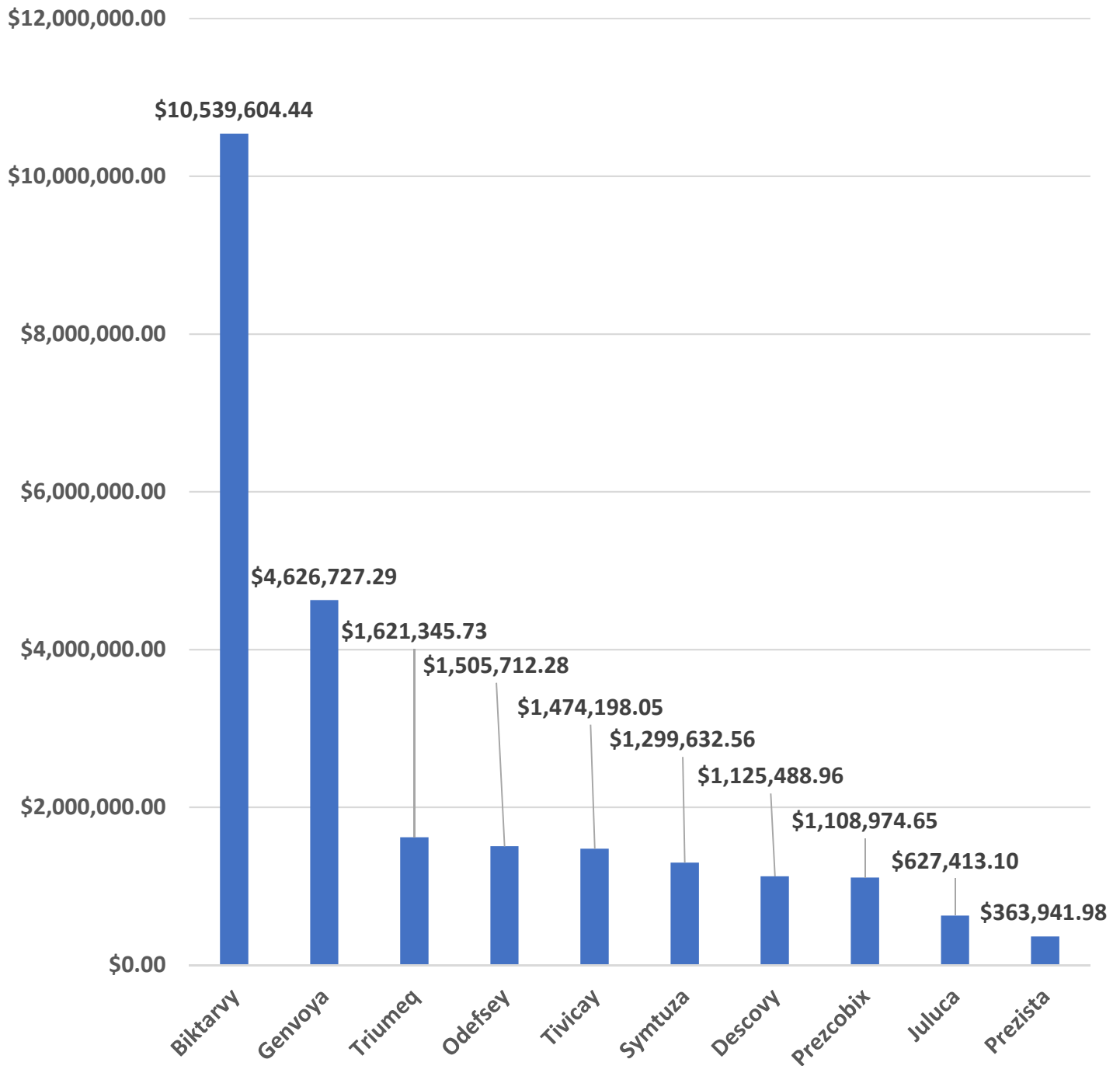
ADAP PRESCRIPTION DISPENSES AND EXPENDITURES



Improving Health. . . Promoting Wellness

ADAP Top 10 Antiretroviral (ARV) Expenditures

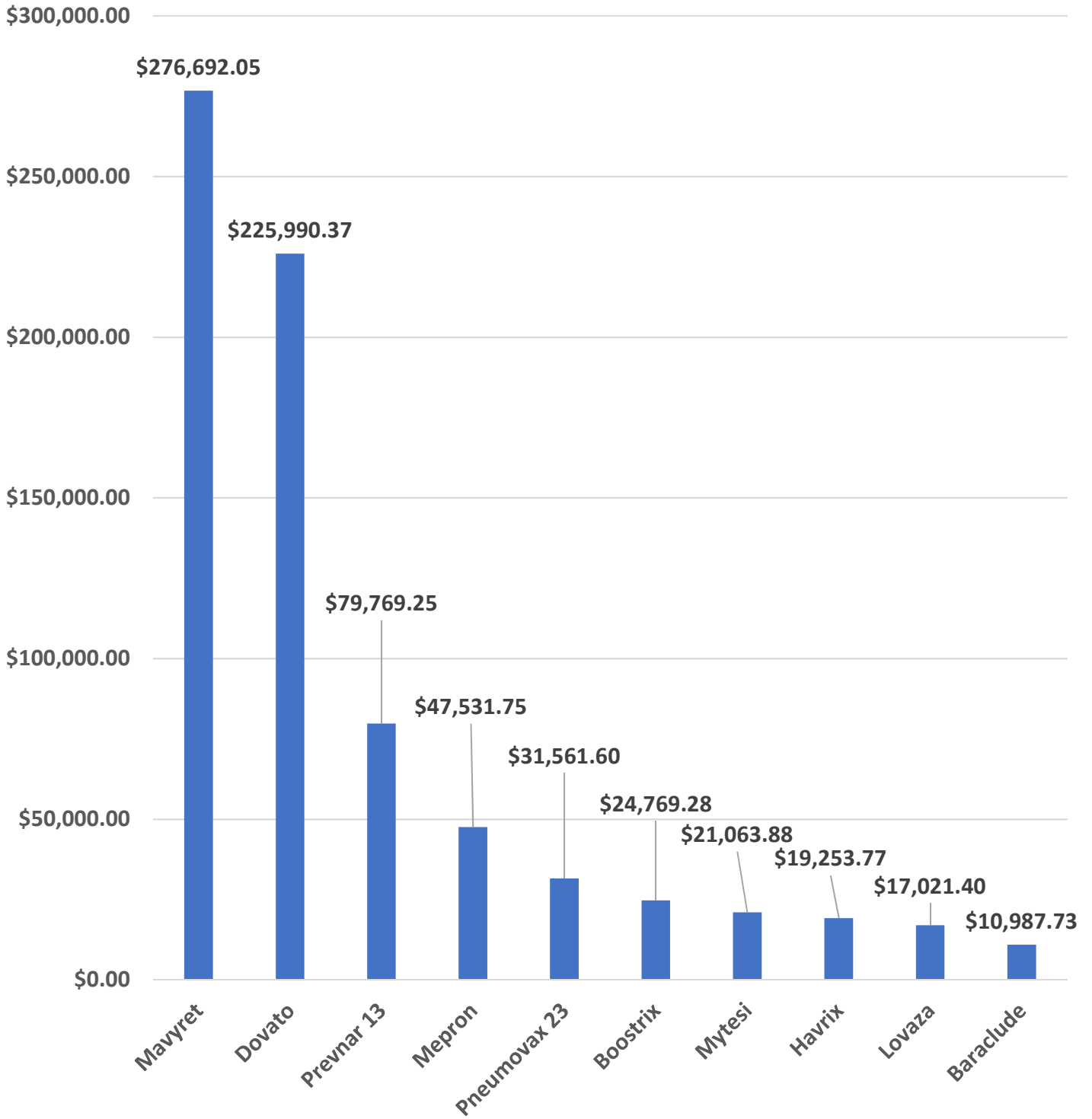
3rd Quarter (October-December 2019) Quarter Total:
\$25,833,248.31



*Expenditure amounts are based on data received by Central Pharmacy,
local County Health Departments, and CVS Pharmacy.

ADAP Top 10 Non-ARV Expenditures

3rd Quarter (October-December 2019) Quarter Total: \$999,398.00

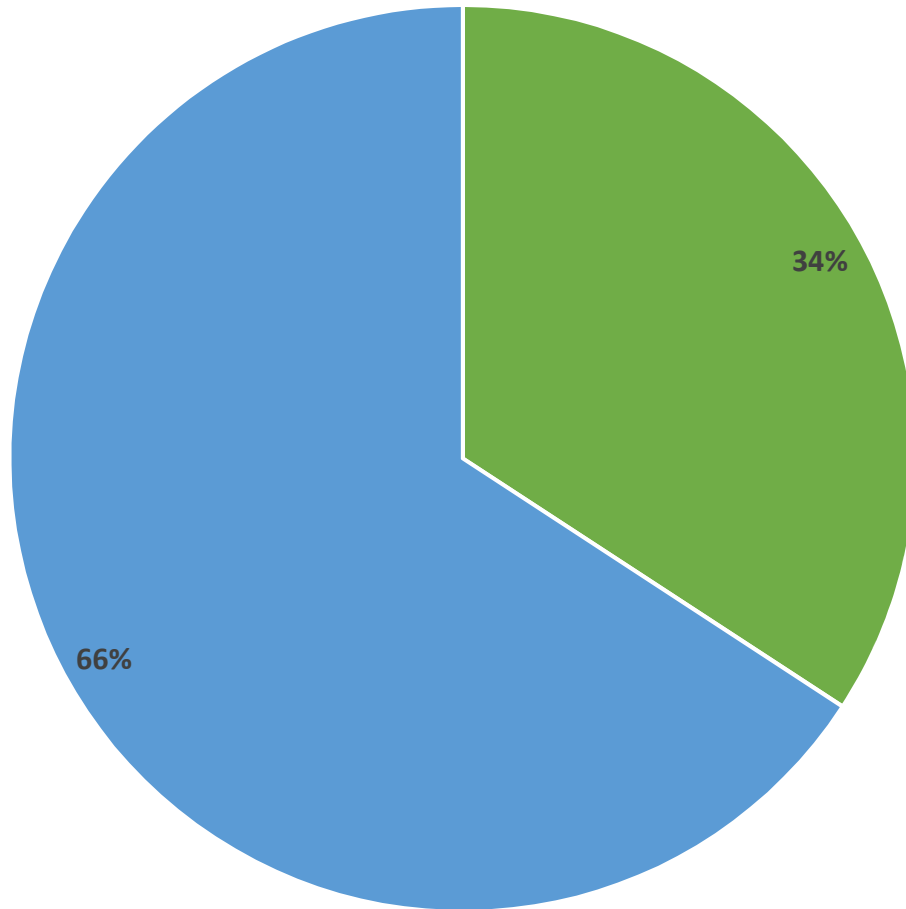


*Expenditure amounts are based on data received by Central Pharmacy, local County Health Departments, and CVS Pharmacy.

HEPATITIS C Prescription Dispense

3rd Quarter (October-December 2019)

Dispenses: 38



■ Harvoni ■ Mavyret

Harvoni	13
Mavyret	25



*Expenditure amounts are based on data received by Central Pharmacy, local County Health Departments, and CVS Pharmacy

RESOURCE & CONTACT INFORMATION

Please reach out to the contacts below should you need additional Florida ADAP Data.

Florida ADAP Program Director

Main Number

Jimmy LLaque

Jimmy.LLaque@flhealth.gov

(850) 245-4477

AIDS Drug Assistance Program/Patient Care Resources

(850) 245-4335

AIDS Education & Prevention

(850) 245-4336

HIV/AIDS Epidemiology/HIV Prevalence

(850) 245-4448

Florida ADAP Operations Manager

Steven Badura

Steven.Badura@flhealth.gov

(850) 901-6688

Florida ADAP Insurance Benefits Manager

Paul MeKeel

Paul.Mekeel@flhealth.gov

(850) 901-6700

Florida ADAP Field Operations Team Lead

Tammy Cuyler

Tammy.Cuyler2@flhealth.gov

(850) 901-6691

Florida ADAP Research & Data Analyst

Peter Lewis

Peter.Lewis@flhealth.gov

(850) 901-6687

Florida ADAP Business & Data Integrity Coordinator

LaCandria Churchill

Lacandria.Churchill@flhealth.gov

(850) 245-4096